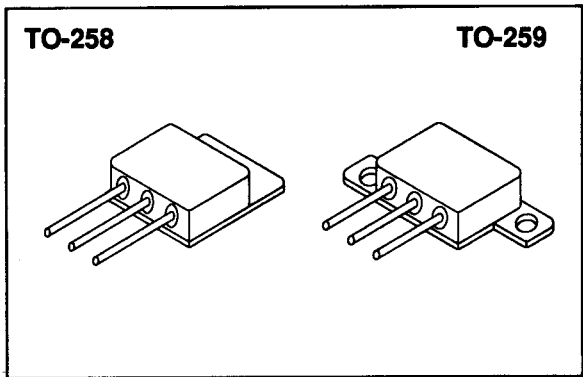


**SDR9100CTN&P
 thru
 SDR9102CTN&P**

**120 AMP
 100-200 VOLTS
 35 nsec
 HYPER FAST
 CENTERTAP RECTIFIER**



Designer's Data Sheet

FEATURES:

- Hyper Fast Recovery: 35 nsec Maximum
- High Surge Rating
- Low Reverse Leakage Current
- Low Junction Capacitance
- Hermetically Sealed Low Profile Package
- Gold Eutectic Die Attach available
- Ultrasonic Aluminum Wire Bonds
- Ceramic Seals for improved hermeticity available

- TX, TXV and Space Level Screening Available
- Common Anode and Doubler versions available

MAXIMUM RATINGS

RATING	SYMBOL	VALUE	UNIT
Peak Repetitive Reverse and DC Blocking Voltage SDR9100CTN&P SDR9101CTN&P SDR9102CTN&P	VRRM	100	Volts
	VRWM	150	
	VR	200	
Average Rectified Forward Current (Resistive Load, 60Hz, Sine Wave, TA=25°C) note 1	IO	120	Amps
Peak Surge Current (8.3 ms Pulse, Half Sine Wave, TA=25°C) note 2	IFSM	500	Amps
Operating and storage temperature	Top & Tstg	-65 to +200	°C
Maximum Thermal Resistance Junction to Case, each individual diode Junction to Case, note 1	RθJC	0.73	°C/W
		0.4	

note 1 Both legs tied together
 note 2 Per leg. Higher surge ratings available.

SDR9100CTN&P thru SDR9102CTN&P

PRELIMINARY



SOLID STATE DEVICES, INC

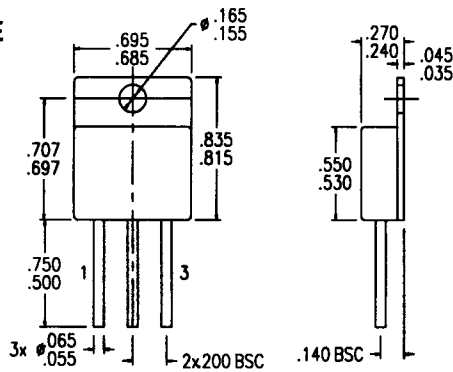
14849 Firestone Boulevard · La Mirada, CA 90638
Phone: (714) 670-SSDI (7734) · Fax: (714) 522-7424

ELECTRICAL CHARACTERISTICS (Per leg)

CHARACTERISTICS	SYMBOL	MAXIMUM	UNIT
Instantaneous Forward Voltage Drop (IF = 25 Adc, TA=25°C, 300µs Pulse) (IF = 50 Adc, TA=25°C, 300µs Pulse)	VF	1.00 1.15	Vdc
Instantaneous Forward Voltage Drop (IF = 25 Adc, TA=100°C, 300µs Pulse) (IF = 25 Adc, TA= - 55°C, 300µs Pulse)	VF	0.90 1.10	Vdc
Reverse Leakage Current (Rated VR, TA=25°C, 300µs pulse minimum)	IR	100	µA
Reverse Leakage Current (Rated VR, TA=100°C, 300µs pulse minimum)	IR	10	mA
Junction Capacitance (VR = 10 Vdc, TA=25°C, f= 1 MHz)	CJ	450	pf
Reverse Recovery Time (IF=500mA, IR=1 A, IRR=250mA, TA=25°C)	trr	35	nsec

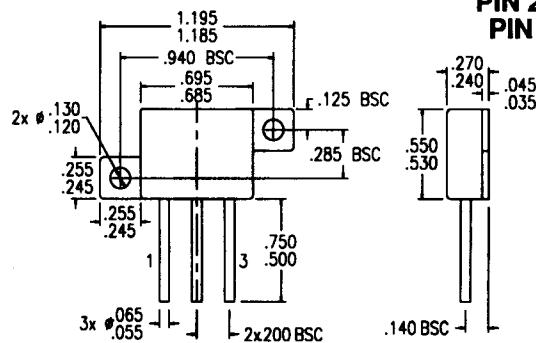
CASE OUTLINE: TO-258

PIN 1: ANODE 1
PIN 2: CATHODE
PIN 3: ANODE 2



CASE OUTLINE: TO-259

PIN 1: ANODE 1
PIN 2: CATHODE
PIN 3: ANODE 2



TYPICAL OPERATING CURVES

TA=25°C Unless otherwise specified

